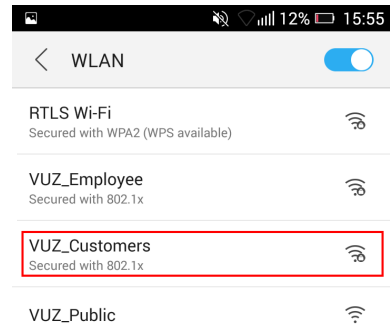
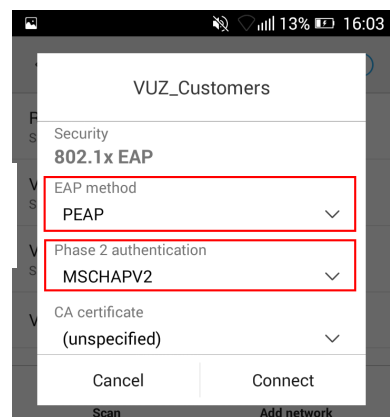


Wi-Fi VUZ_Customers - How to connect Android devices

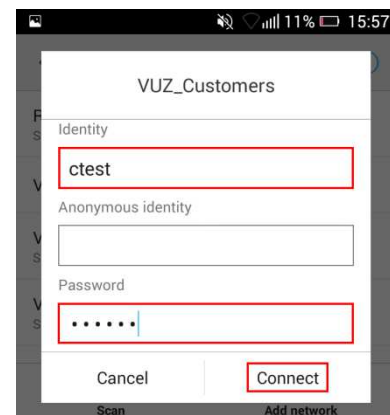
In Settings click Wi-Fi and **choose network VUZ_Customers**



Choose **“PEAP”** as a **EAP** method and choose **“MSCHAPV2”** as a **Phase 2** authentication



Enter username and password which were given to you by VUZ and then click button **„Connect“**



Check that device is connected to the chosen network

